

**ST. THOMAS KINDERGARTEN, SAHIBABAD**  
**MATHS WORKSHEET 3**  
**CLASS - PREP.**

**D/P**

**Worksheets are attached here. You are requested to use one maths (small square box) notebook for helping your child to complete the given worksheets.**

**Name- \_\_\_\_\_ Section- \_\_\_\_**

**Instructions:- Write and learn counting 11 to 20. (Do 1 page)**

11							
12							
13							
14							
15							
16							
17							
18							
19							
20							

## WORKSHEET 4

Name- \_\_\_\_\_

Section- \_\_\_\_

**Instructions:-** Write counting 11 to 20. (Do one page)

Write the numbers in the pattern given below and learn to fill in the missing numbers. (Do one page)

1	2		4	
4		6	7	
	9		11	
		8		10
12		14		
14				18
	17		19	

# WORKSHEET 5

Name- \_\_\_\_\_

Section- \_\_\_\_\_

**Instructions:-** Write and learn counting 21 to 30. (Do 1 page)

21							
22							
23							
24							
25							
26							
27							
28							
29							
30							



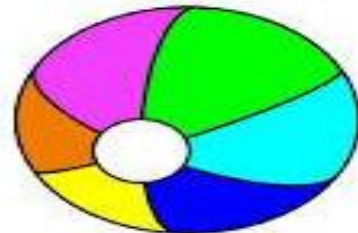
## WORKSHEET 4

Name- \_\_\_\_\_

Section- \_\_\_\_\_

**Instructions:-** With the help of the below given picture, let us learn the letter 'b'.

B b



Ball



Boy



Balloon



Butterfly



Bell




Banana



Bus

Look at the pattern below and write cursive letter 'b'. Write 1 page in English notebook.




# WORKSHEET 5

Name- \_\_\_\_\_

Section- \_\_\_\_\_

**Instructions:-** look at the pattern below and write 1 page cursive letter 'b' in English notebook.



ST. THOMAS KINDERGARTEN, SAHIBABAD  
HINDI WORKSHEET 3  
CLASS - PREP.

D/P

Weekly worksheet is attached here. You are requested to use one Hindi (5 line) notebook, for helping your child to complete the given worksheets.

Name- \_\_\_\_\_ Section- \_\_\_\_

Instructions:- Write 1 page in Hindi notebook.

क - (KA)

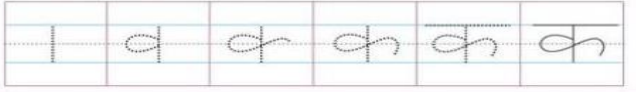
KA as in Cut



कबूतर

Kabootar  
(Pigeon)

Steps to write the letter "क"



क क क क क क क

क क क क क क क

Blank handwriting practice lines.

Blank handwriting practice lines.

Blank handwriting practice lines.

Blank handwriting practice lines.



## WORKSHEET 4

Name- \_\_\_\_\_

Section- \_\_\_\_\_

Instructions:- let us learn the akshar (ख).



खरबूजा

ख

ख से खरगोश गाजर खाता  
गाजर खाकर कुद लगाता



खरगोश



खजूर




खटमल

Trace and write akshar 'ख'. Write 1 page in Hindi notebook.

ख - (KHA)

KHA as in Khaki

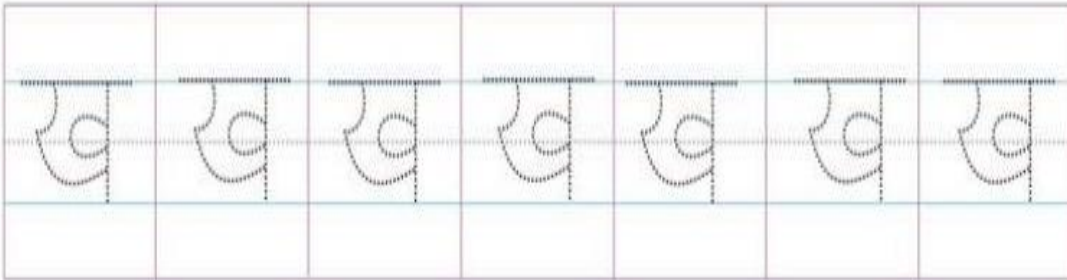

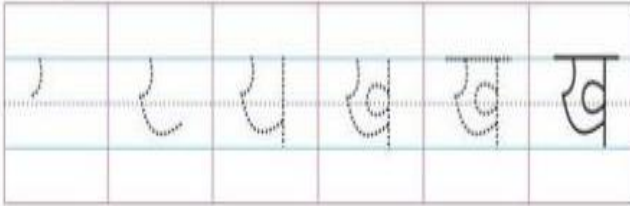


खरगोश

Khargosh

(Rabit)

Steps to write the letter "ख"



# WORKSHEET 5

Name- \_\_\_\_\_

Section- \_\_\_\_\_

**Instructions:-** Write 1 page in Hindi notebook.

**ख** – (KHA)

KHA as in Khaki

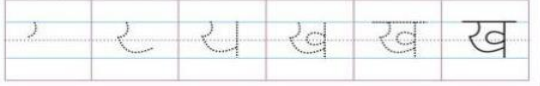


खरगोश

Khargosh

(Rabit)

Steps to write the letter "ख"



ख ख ख ख ख ख ख

ख ख ख ख ख ख ख



